

# The Frank Frankie

The Newspaper That Helps People


Ingrid Jonach

## Teachers' Notes

### Introduction

Ingrid Jonach is an Australian author. She grew up on the Central Coast of New South Wales and loves surfing, reading and sleeping. She dislikes aeroplanes, telephones and apostrophes.

Her novel *The Frank Frankie* is a humorous tale of Anne 'Frankie' Googenstein and her adventures as she writes and distributes her very first newspaper 'The Frank Frankie'. Frankie spies on the neighbours, reveals family secrets and eventually makes friends with two unlikely classmates.



## Curriculum Links

English: Reading, Writing, Research

Creative and Performing Arts: Drawing

Science and Technology: Design and Make, Earth and its surroundings,  
Technology

PDHPE: Interpersonal relationships

## Learning Outcomes

Students will have the opportunity to:

- read texts independently and in groups
- respond to themes and issues in a text
- draw on a range of skills and strategies to read and comprehend a text
- design and make a simple telephone
- discuss the benefits of friendships and how friendships are developed and maintained
- discuss that most natural resources are limited and so need to be used wisely
- design and make a newspaper.

## Before You Read


Look at the title and front cover picture of the novel. Work in pairs and discuss what the story may be about. Tell your group's ideas to the rest of the class.

## Read the Book

Read The Frank Frankie as directed by your teacher in one of the following ways:

- as a whole class
- in small reading groups
- individually.

Stop every now and then to re-evaluate where you think the story may be heading. Discuss your ideas with a friend as well as parts of the story you like and why.



## After You Read

Use the following questions to promote discussion of the book. Discuss these questions as a class or write the answers down.

1. How did Anne get the nickname 'Frankie'?
2. Why did Frankie's grandpa live with her family?
3. Why do you think Rodney lies about his father?
4. Why does Frankie think Mrs Nitpik is a witch?
5. How was Frankie responsible for saving her neighbour?
6. Frankie mentions reading 'Old Darl' stories. Who do you think 'Old Darl' is?
7. Why are Ima and Billy jealous?
8. What does Frankie's brother Jason want Frankie to do in 'The Frank Frankie'?
9. How and why do Frankie and Ima become friends?
10. What happened to mean Ms Payne and boring Mr Grumble in the holidays? (They got married).

## Activities

### Big Words

Frankie loves learning new words. Make your very own list of big words and find out their meanings to increase your vocabulary.


### Crazy Expressions

Frankie uses many funny expressions. For example:

- the price of eggs in China p6
- a light-bulb moment p7
- as much time as a broken clock p11
- in the sticks p11
- as hot as a tin roof p12
- a green thumb p13
- sneezes like a cat up a chimney p14

Talk about what these expressions or sayings mean.

Draw a picture to go with each, adding on more as you read through the book.



## Amazing Adjectives

Frankie and her friends have different adjectives to describe their classmates, teachers, family and neighbours. For example, skinny Mr Lofty, boring Mr Grumble and ancient Mr Preston. Think of an adjective that best describes you. Use an interesting, colourful style of writing to write your adjective in front of your name on a piece of blank paper. Eg, Amazing Anna or Zany Zac. Underneath draw a full-page picture of yourself. Make these pages into a class book.

## Make Your Own Phone

Frankie and Billy make a telephone system out of two empty tin cans and string. Your teacher will provide you with two foam or plastic cups and some string. Work with a partner to make your own phone and test it out in the playground. Add any objects or parts to make it work or look better.

## Friendships

Frankie becomes friends with the two people in her class she least expected to – Ima and Rodney.

Sit in a group of four or five classmates. Go around the circle and discuss what a friend is.

Talk about:

- how friendships are formed
- how friendships can be harmed
- how friendships can be fixed
- why you sometimes become friends with people you wouldn't expect
- how to be a good friend.

Add any other interesting points or examples of friendship.


## Be a Reporter

Frankie writes news items about her friends and neighbours. Rodney writes sporting news and Ima illustrates the paper.

Choose something you would like to write about for a class newspaper.

Include the following in your article:

- who is involved



- where the event takes place
- when the event takes place
- what happens
- interesting facts
- a photo or illustration.

Make the articles into a class newspaper.

## Newspapers

Write down as many roles or jobs you can think of that help to produce a real newspaper. Use the Internet, dictionaries or books to help you find out what each role is responsible for.

## Advertising Fun

Newspapers always include different types of ads. Work with a partner and choose something to advertise. It may be a food or drink, a business, a TV show or anything you like. Design the ad for your class newspaper. If you have computer access you may do it on computer, otherwise draw it yourselves. Include the product's name, price, slogan and relevant information as well as a picture.

## Let's Look After Our Environment

The Frank Frankie is printed on recycled paper to help save natural resources within the environment. Work in groups of three or four students to discuss all the ways you could help save our environment. Write and illustrate your ideas on a poster to display in the classroom.

## Book Review

Write a short book review for The Frank Frankie. Include the following:

- the title
- the author
- your favourite characters
- a brief plot summary
- your favourite part of the novel
- a recommendation (who you would recommend the book to and why)
- an illustration.